

Nescot Parent Portal

Dear Parent/Carer

To view a live snap-shot of how your young person is getting along at college, please log into Parent Portal. Parent Portal contains information on targets set and attendance, as well as the Annual Parent report.

This booklet contains simple instructions on how you can gain access to Parent Portal. There is also some useful contact information that you may need to use while your young person is at college.

Please note that Parent Portal access can only be given to the person registered as Next of Kin for the young person, using the registered email address.

REGISTERING FOR A NESCOL PARENT PORTAL ACCOUNT

1

Follow this link:

<https://portal.nescot.ac.uk/parentportal/accountrequest>

Answer all the questions as required.

Please ensure that the email that you provide is the one that is registered with the College as the email for the young person's Next of Kin.

The screenshot shows the 'Request a new account' form. It includes sections for 'Your details' (Forename, Surname, Email, Confirm email), 'Your password' (Password, Confirm Password), and 'Students' (a table with columns for Student Reference, Forename, Surname, Date of birth, and Actions, and an 'Add Student' button).

2

Click on **Add Student** button to add the details of the learner(s) you wish to see details for.

Students

Give us some details about the Student that you wish to see details for:

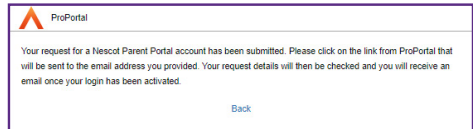
Student Reference	Forename	Surname	Date of birth	ACTIONS
s0000001	Anon	Student	12/01/2008	<input type="button" value="i"/>

Showing 1 of 1 entries

The screenshot shows the 'Add Student' form. It includes fields for 'Student ID', 'Forename', 'Surname', 'Student Date of Birth', 'What is the Student's Postcode', 'What is your relationship to the Student', and 'What was the Student's previous school'. There are 'Cancel' and 'Add' buttons at the bottom.

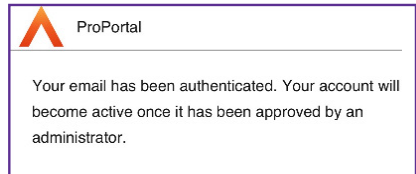
3

Click on **Submit Request** to submit your details.



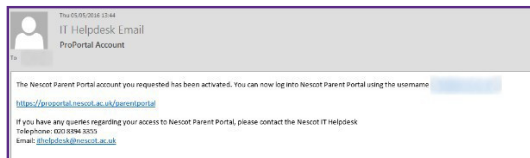
4

An email will then be sent to the email address you provided to authenticate it. Please follow the instructions in it.



5

Once the details you have provided have been checked and verified, you will then be sent an email confirming access to Nescot Parent Portal has been granted.



Further Assistance

If you have any queries about your access to Nescot Parent Portal please contact the Student Experience Team:

Email: studentexperience@nescot.ac.uk



USING THE NESCOLT PARENT PORTAL

<https://proportal.nescot.ac.uk/parentportal>

The screenshot shows the NESCOLT Parent Portal interface. On the left is a navigation menu with the following items: Home, INFORMATION, LEARNER ILP, REPORTS (highlighted with a purple arrow), Published Parent Reports (PDF), Accessibility, and About. The main content area is titled 'NAME' and contains two panels. The top panel, 'Noticeboard', has a 'Welcome to ProPortal' message and a section for 'WORK EXPERIENCE and INDUSTRY PLACEMENT' with links for 'Work Experience (Google)' and 'Industry Placement (Google)'. The bottom panel, 'My Academic Progress', lists progress for 'GCSE Maths 24/25' (Units 0/0, Asst 0/0), 'Wk Experience' (Units 0/0, Asst 0/0, Tasks 0/0), and 'Tech Cert in' (Units 0/9, Asst 0/2). A 'More..' button is at the bottom of this panel. On the right, a 'Upcoming My SMART Targets' panel shows a target for 30/01/2025. Two purple callout boxes with arrows point to the 'REPORTS' menu item and the 'More..' button in the 'My Academic Progress' panel.

Click on Reports
Reports [PDF] to find
curricu

See what progress is
being made on
qualifications being studied

> Published Parent
and the latest reports from
curriculum staff

Add Controls Reset

To Be Reviewed
timetable (practical,
rove ...

My Attendance & Punctuality

Attendance	Punctuality
77%	93%

More...

Check Attendance
and Punctuality

See what SMART Targets
are being set by the
curriculum staff

Schedule Targets Notifications

0 Overdue	0 Due in 7 days	1 Not started
--------------	--------------------	------------------

Attend all lessons as required / provided on your timetable
(practical, theory, tutorials and functional skills / GCSE).
Improve ...

Due in 15 day(s)



Useful Contacts at **Nescot**

Nescot Reception	020 8394 1731
Safeguarding and Welfare Office	020 8394 3025
Nurse	020 8394 3131
Student Finance	020 8394 3033
LRC Helpdesk	020 8394 3055